



# LED DockLight

PATENT # USD0587833



National Shipping Distribution Center



Illuminated 53' Trailer

- Sustainable lighting with powerful output
- Industrial luminaire with 15 watt power consumption
- Rated life of 50,000 hrs to 70% lumen maintenance
- Highly impact resistant; LED technology means no glass lamps to break or replace
- Several cord configurations; 100-240, 277 VAC
- Attaches directly to standard dock light arms for easy retrofit
- Purchase the compatible arm in 24", 42" or 60" lengths
- LTL tested in accordance with LM-79 standards for electrical and photometric measurements of LED fixtures
- Cree™ LEDs tested in accordance with LM-80 standards for measuring lumen maintenance of SSL sources
- UL listed for wet locations
- Standard 5 year warranty



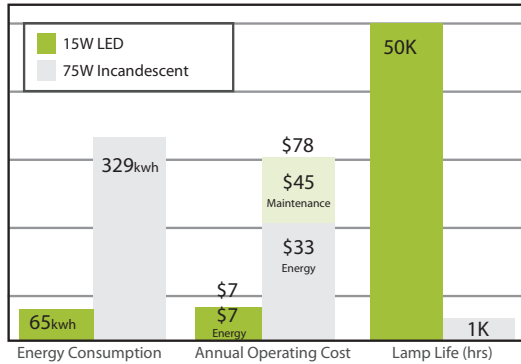


Energy Focus' products comply with the Buy America Act and are manufactured in the North American Free Trade Zone.

## SPECIFICATIONS

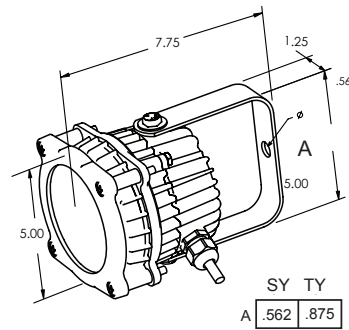
## COMPARISON

Annual Hours = 4160hrs Energy Cost = 10¢/kwh Cost to change lightbulb = \$5.00 each



## DESIGN

Protected by Patent # USD0587833



## LED DockLight Compatible Arms



- Strong, non-corrosive single strut steel arm with on/off switch and female receptacle
- Available in 24", 42" and 60" lengths
- 42" and 60" have an articulated arm
- Wear resistant 3 conductor AC cord fits directly into standard outlet

## LIGHT OUTPUT

The powerful LED Docklight has been designed to deliver light all the way back into a 53' trailer!

	10'	20'	30'	40'	45'	48'	53'
LED DockLight 12° CBCP 18,734	187	47	21	12	9	8	7
Quartz Halogen	28	14	8	5			
Incandescent	15	5	3	2			

Beam Angle: FWHM (Full Width Half Max)  
Light Output in FC

## LED DockLight

## Ordering Guide

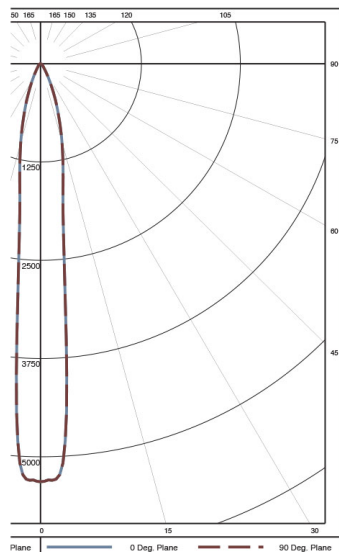

Model	Color Temp	Beam Spread	Size	Electrical Connection	Mount/Finish
LEDDL	765 75 CRI, 6500K	SFL 12° Center/ 32° Outer	15 Small Fixture 15Watt	<b>PNS</b> 10' cord, std. male plug (Nema 5-15) wet rated <b>PIS</b> 10' cord, hooded male plug (IEC 60320-C14 plug) wet rated <b>SNS</b> Switched 10' cord, std. male plug (Nema 5-15) damp rated <b>SIA</b> Switched 16" cord, hooded male plug (IEC 60320-C14) damp rated <b>HWS</b> 10' cord, hardwire leads wet rated	<b>SY</b> Standard Arm Mount; Yellow

Arm*: Model	Type	Arm
LEDDL	ARM*	<b>24</b> Arm length 24" <b>42</b> Arm length 42", Articulated <b>60</b> Arm length 60", Articulated

\* Arm needs to be ordered with PIS or SIA electrical connection

## LEDDL-765SFL-15



Zonal Lumen Summary		
Zone	Lumens	% of Luminaires
0-30	666.5	83.1%
0-40	721.9	90.0%
0-60	778.4	97.1%
0-90	802	100.0%
90-180	0	0.0%
0-180	802	100.0%

## Comparison Chart

### LEDDL-765NSP-15

H (ft)	Diameter (ft)	FC
10'	2.1'	100.0
20'	4.2'	25.0
30'	6.3'	11.1
40'	8.4'	6.3
53'	11.1'	3.6

### LEDDL-765NFL-15

H (ft)	Diameter (ft)	FC
10'	5.7'	20.7
20'	11.5'	5.2
30'	17.2'	2.3
40'	22.9'	1.3
53'	30.4'	0.7

### LEDDL-765SFL-15

H (ft)	Diameter (ft)	FC
10'	5.7'	53.2
20'	11.5'	13.3
30'	17.2'	5.9
40'	22.9'	3.3
53'	30.4'	1.9